

# CURE DESIGN GROUP

---

INTERIOR DESIGN + EVENTS

---



**Hollywood Casino  
St. Louis, Missouri**

Bar and Restaurant – Phase I

## Bar Area / Entrance

- All gyp. bd. ceilings painted Black
- Replace Pendant Lights as pictured
- Ambient light within soffit to be soft white
- Back bar to remain, including Wave-walls between lit shelves
- Existing Bar to remain (wood, marble, copper insets)
- Replace Bar Stools
- Existing floors to remain

3form panel partition




Pendant  
lights  
above bar






## Bar Area / High Tops

- Demo both sets of entry doors to restaurant
- Install Garage door system (by owner)
- Replace all high top tables and chairs (by owner)
- Ceiling systems to remain
- Walls painted Cool White
- Paint all wood base Black
- Flooring to remain



Garage Door  
entry to  
restaurant




# Restaurant Overall

- Replace all tables and chairs (by owner)
- Existing wood/black ceiling to remain
- Install (3) tiered bottle chandeliers
- Install Shuffle Board table (by owner)
- Paint walls surrounding windows cool white
- Extend ledge under windows to abut brick columns (typ.)
- Existing brick columns to remain
- Install stone veneer at lower-portion of brick columns (typ.)
- Existing flooring to remain



Dining Table  
& Chairs



Shuffle Board



## Restaurant Cont'd

- Replace (36) semi-flush lights with new as pictured
  - Extend wood ceiling down wall, opposite windows, to floor (to match)
  - Install Interlam panel on first quadrant of gyp. Bd. Wall
  - Paint ceiling and back wall of "game room" Peacock blue
  - Paint side walls and 3-remaining sides of column Chalkboard Paint
  - Install collapsible ledge on either side of "game room"
- Install Track light with heads as pictured
- Enlarge doors to BOH (height to align, width as framed)
  - Trim all openings with heavy stainless corner guards.






# Restaurant Dry Bar


- Replace oversized projector (by owner)
- Remove projection screen, replace with retractable screen inside header of new recessed dry bar
- Widen recessed dry bar to studs, align height with adjacent door frames.
- Install new lower cabinets to match bead board
- Add countertop to match main bar
- Custom paint the "process of brewing" above counter
- Paint shiplap on surrounding wall Cool White
- Paint inset at dry bar Parakeet Green



# Materials Summary

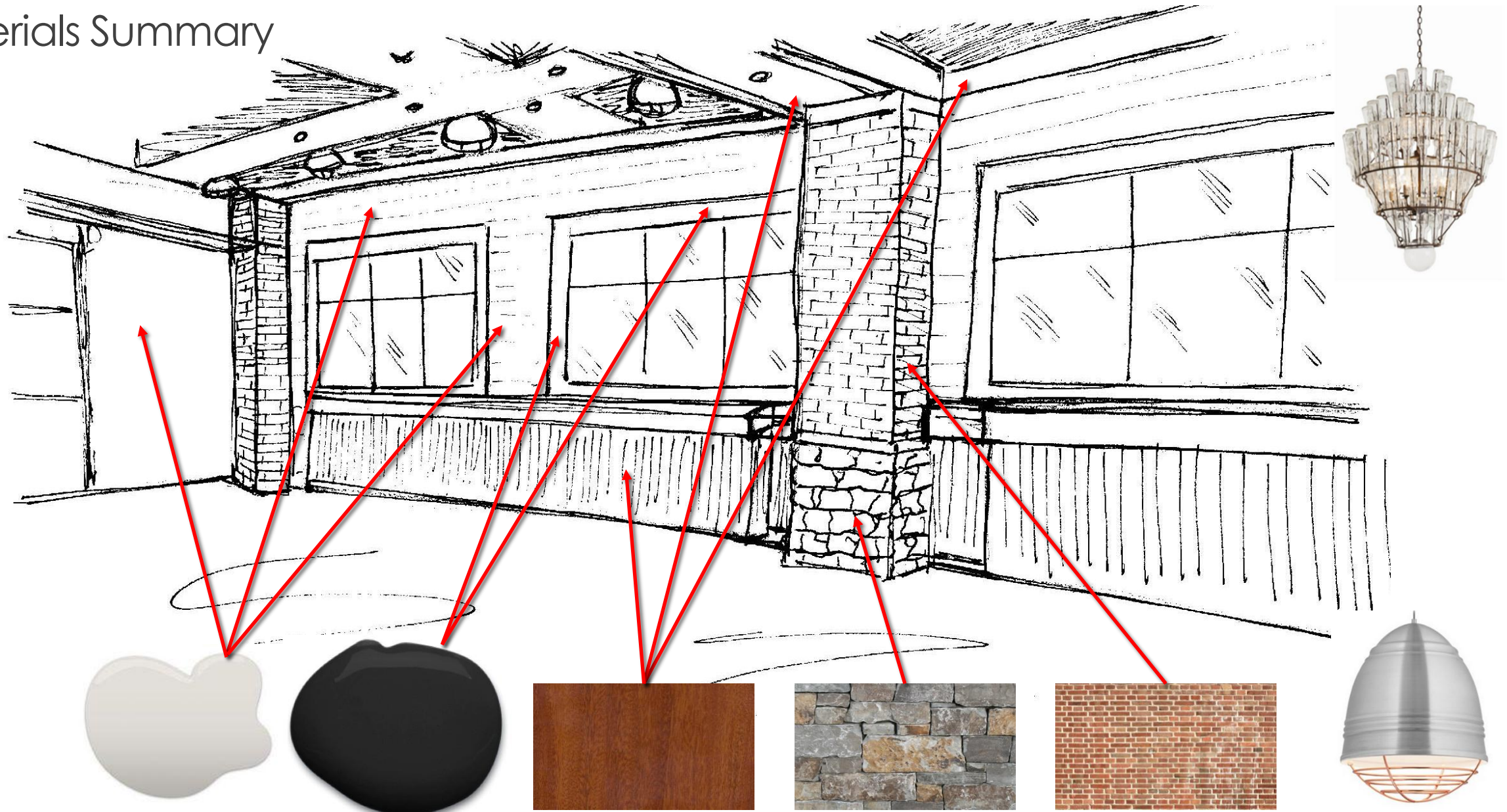


Bohemian Black SW 6988	Ibis White SW 7000
Domino SW 6989	Marshmallow SW 7001
Caviar SW 6990	Downy SW 7002
Black Magic SW 6991	Toque White SW 7003
Inkwell SW 6992	Snowbound SW 7004
Black Of Night SW 6993	Pure White SW 7005
Greenblack SW 6994	Extra White SW 7006





# Materials Summary





# Materials Summary

